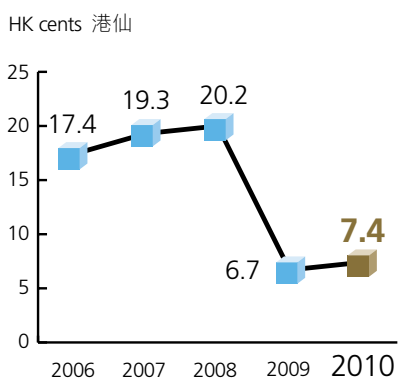


# Financial Highlights

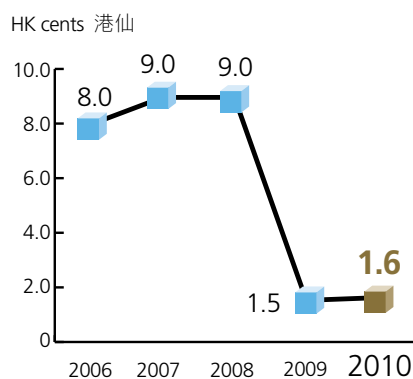
## 財務摘要

		<b>2010</b> <b>HK\$'million</b> 百萬港元	2009 HK\$' million 百萬港元	Percentage change 百分率變動
Turnover	營業額	<b>3,644.9</b>	4,427.2	-18%
Earnings before interest and tax	未計利息及稅前 盈利	<b>61.4</b>	57.9	+6%
Profit for the year attributable to shareholders	股東應佔 年度溢利	<b>44.7</b>	40.2	+11%
Shares outstanding (million)	發行股份(百萬股)	<b>606</b>	603	-
Net asset value per share (HK cents)	每股資產淨值(港仙)	<b>94.8</b>	89.0	+7%
Earnings per share (HK cents)	每股盈利(港仙)			
— Basic	— 基本	<b>7.4</b>	6.7	+10%
— Diluted	— 攤薄	<b>7.4</b>	6.7	+10%
Dividend per share (HK cents)	每股股息(港仙)			
— Final	— 末期	<b>1.6</b>	1.5	+7%
Total assets	總資產值	<b>2,548.9</b>	2,393.3	+7%
Net current assets	流動資產淨值	<b>235.4</b>	391.2	-40%
Equity attributable to shareholders	股東應佔 權益	<b>574.7</b>	536.8	+7%
Operating cash flow	經營業務現金流	<b>(31.5)</b>	(32.7)	-
Net cash flow	淨現金流	<b>(85.7)</b>	(59.0)	-
Current ratio	流動比率	<b>1.12</b>	1.22	-8%
Gearing ratio	負債資本比率	<b>0.56</b>	0.59	-5%
Long term debt / equity ratio	長期負債／資本比率	<b>0.01</b>	0.09	-89%

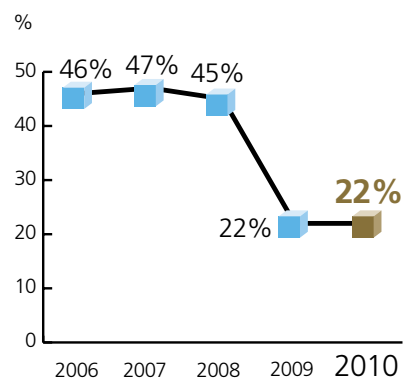
**Earnings per share – Basic**  
每股盈利 – 基本



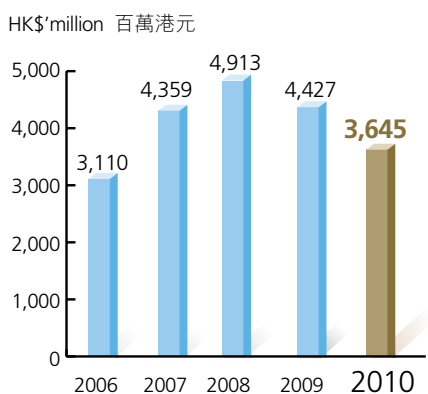
**Dividend per share**  
每股股息



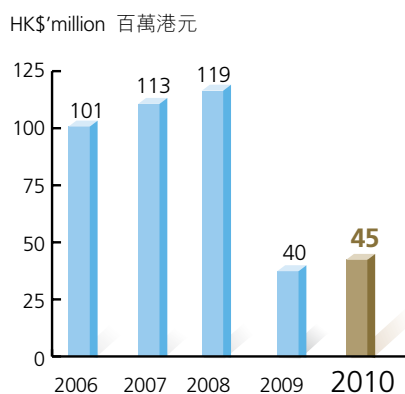
**Dividend payout ratio**  
股息派息比率



**Turnover**  
營業額



**Profit for the year attributable to shareholders**  
股東應佔年度溢利



**Net asset value per share**  
每股資產淨值

