

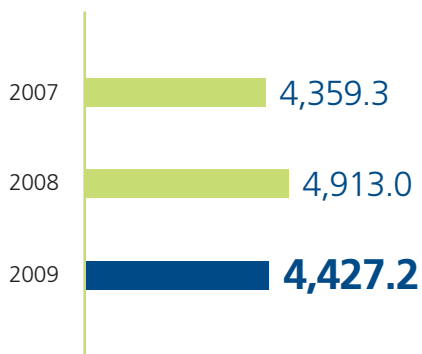
Financial Highlights

財務摘要

		2009 HK\$'million 百萬港元	2008 HK\$'million 百萬港元	Percentage change 百分率變動
Turnover	營業額	4,427.2	4,913.0	-10%
Earnings before interest and tax	未計利息及稅前 盈利	57.9	139.1	-58%
Profit attributable to equity holders	權益持有人應佔 溢利	40.2	119.5	-66%
Shares outstanding (million)	發行股份 (百萬股)	603	597	+1%
Net asset value per share (HK cents)	每股資產淨值 (港仙)	89.0	87.7	+1%
Earnings per share (HK cents)	每股盈利 (港仙)			
• Basic	• 基本	6.7	20.2	-67%
• Diluted	• 攤薄	6.7	20.0	-67%
Dividend per share (HK cents)	每股股息 (港仙)			
• Final	• 末期	1.5	5.5	-73%
• Interim	• 中期	-	3.5	-100%
Total dividend per share	每股股息總額	1.5	9.0	-83%
Total assets	總資產值	2,393.3	2,632.8	-9%
Net current assets	流動資產淨值	391.2	342.0	+14%
Net cash	淨現金	125.6	265.8	-53%
Equity attributable to equity holders	權益持有人應佔 權益	536.8	523.8	+2%
Operating cash flow	經營業務現金流	(32.7)	55.2	-
Net cash flow	淨現金流	(59.0)	99.8	-
Current ratio	流動比率	1.22	1.16	+5%
Net cash/equity ratio	淨現金／資本比率	0.23	0.51	-55%
Gearing ratio	負債資本比率	0.59	0.39	+51%
Long term debt/equity ratio	長期負債／資本比率	0.09	0.01	+800%

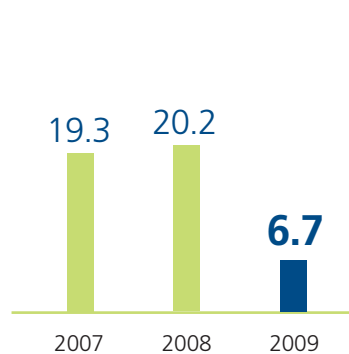
Turnover (HK\$'million)

營業額 (百萬港元)



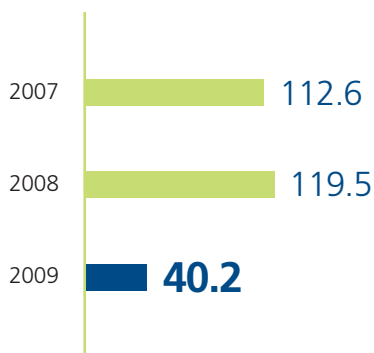
Earnings per share – Basic (HK cents)

每股盈利 — 基本 (港仙)



Profit attributable to equity holders (HK\$'million)

權益持有人應佔溢利 (百萬港元)



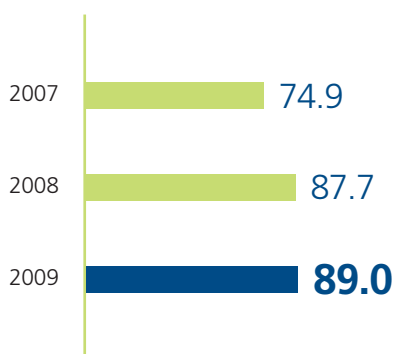
Dividend per share (HK cents)

每股股息 (港仙)



Net asset value per share (HK cents)

每股資產淨值 (港仙)



Dividend payout ratio

股息派息比率

