

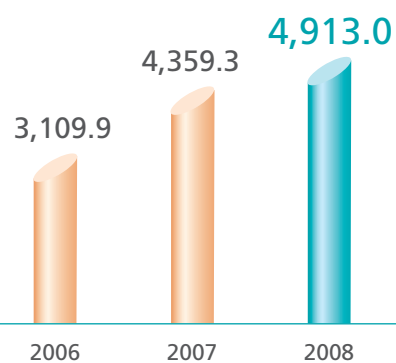
Financial Highlights 財務摘要

		2008 HK\$'million 百萬港元	2007 HK\$'million 百萬港元	Percentage change 百分率變動
Turnover	營業額	4,913.0	4,359.3	+13%
Earnings before interest and taxation	未計利息及稅前 盈利	139.1	116.9	+19%
Profit attributable to equity holders	權益持有人應佔 溢利	119.5	112.6	+6%
Shares outstanding (million)	發行股份 (百萬股)	597	590	+1%
Net asset value per share (HK\$)	每股資產淨值 (港元)	0.88	0.75	+17%
Earnings per share (HK\$)	每股盈利 (港元)			
• Basic	• 基本	0.202	0.193	+5%
• Diluted	• 攤薄	0.200	0.193	+4%
Dividend per share (HK\$)	每股股息 (港元)			
• Final	• 末期	0.055	0.055	–
• Interim	• 中期	0.035	0.035	–
		0.090	0.090	–
Total assets	總資產值	2,632.8	2,561.4	+3%
Net current assets	流動資產淨值	342.0	261.6	+31%
Net cash	淨現金	265.8	172.1	+54%
Equity attributable to equity holders	權益持有人應佔 權益	523.8	442.1	+18%
Operating cash flow	經營業務現金流	55.2	123.7	-55%
Net cash flow	淨現金流	99.8	29.2	+242%
Current ratio	流動比率	1.16	1.13	+3%
Net cash/equity ratio	淨現金／資本比率	0.51	0.39	+31%
Gearing ratio	負債資本比率	0.39	0.51	-24%
Long term debt/equity ratio	長期負債／資本比率	0.01	0.12	-92%

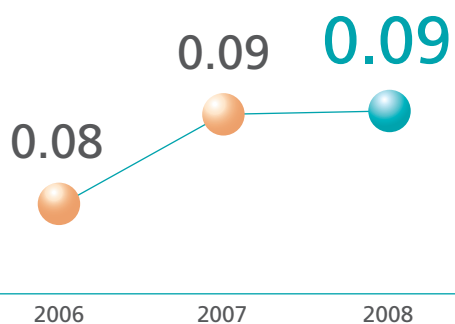
Earnings per share – Basic (HK cents)
每股盈利 – 基本 (港仙)



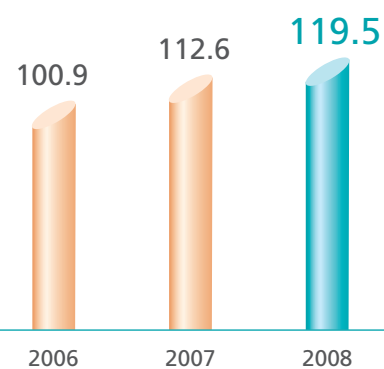
Turnover (HK\$'million)
營業額 (百萬港元)



Dividend per share (HK\$)
每股股息 (港元)



Profit attributable to equity holders (HK\$'million)
權益持有人應佔溢利 (百萬港元)



Dividend payout ratio
股息派息率



Net asset value per share (HK\$)
每股資產淨值 (港元)

